

गौरीशंकर क्याम्पस

निजगढ, बारा (नेपाल)

Gauri Shankar Campus

Nijgadh, Bara (Nepal)

Affiliated to Tribhuvan University

(2063-07-23)
NIJGA DH BARA

कार्यालय : 053-540414
क्याम्पस प्रमुख : 9855044414
विभागीय प्रमुख

पत्र सख्या :

Letter No. 1

चलानी नं. :

Departure No. 245/2082/083

मिति: -

Date: - 2083/01/20

To
The Chairperson,
University Grants Commission (UGC),
Sanothimi, Bhaktapur, Nepal


Subject: Submission of HEMIS Report and Request for Fund Reimbursement


Dear Sir,

We are pleased to inform you that Gauri Shankar Campus has successfully implemented the Integrated Higher Education Management Information System (HEMIS) in full compliance with the University Grants Commission's guidelines. The platform has been seamlessly integrated into our institutional website (<https://gsc.edu.np/>) and is now live on our dedicated portal (hemisgsm.dibugsoft.com) providing a centralized hub for all academic and administrative data management.

The new system enables us to generate a wide range of analytical reports to support evidence-based planning and decision-making across campus. To ensure its smooth operation and long-term sustainability, we have established a cross-functional support team comprising representatives from administration, faculty, and IT, who will handle ongoing maintenance, user training, and system enhancements.

In light of this successful implementation, we respectfully request reimbursement of the grant allocated for HEMIS deployment, as specified in the implementation guidelines. For your convenience, our bank details are provided below:


Karam Bhattara
Campus Chief



गौरीशंकर क्याम्पस

निजगढ, बारा (नेपाल)

Gauri Shankar Campus

Nijgadh, Bara (Nepal)
Affiliation: Tribhuvan University



कार्यालय : 053-540414
क्याम्पस प्रमुख : 9855044414
विभागीय प्रमुख

पत्र सख्या :

Letter No.: 2

चलानी नं. :

Departure No.: 245/2082/083

मिति: -

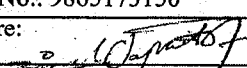

Date: - 2083/01/20


- Bank Account Name: Gauri Shankar Campus
- Account Number: 0340249889200001
- Branch: Nijgadh
- Bank: Kumari Bank Ltd.

Thank you for your continued support and guidance. We look forward to your kind approval of our reimbursement request.

Tikaram Bhattarai
Campus Chief

Tikaram Bhattarai
Campus Chief

Progress Report on Campus Digitalization Performance Grants Indicator: Strengthening Web-based HEMIS							
Under UGC NEHEP Extending Digitalization of Higher Education (DLI-6)							
				Date:2083/01/20			
Name of Campuses:		Gauri Shankar Campus					
Address: Nijgadh-9, Bara, Madhesh Province, Nepal							
Website Address:		https://gsc.edu.np/					
HEMIS Link:		https://hemisgsm.dibugsoft.com/					
Published HEMIS Report Digital Copy Link in Website				https://hemisgsm.dibugsoft.com/college-report			
Indicator:		Strengthening Web-based HEMIS :					
Activities: Campus HEMIS establishment with online Data Entry and Reporting as UGC suggested Format:							Status
Has Campus established dynamic full functional website and kept link of HEMIS other useful software in website:							(Y)
Has Campus established web based HEMIS software as UGC suggested Technology, Structure and Guidelines:							(Y)
Campus HEMIS has standard online Data entry, report structure and compatible software system with UGC HEMIS:							(Y)
Has Campus HEMIS integrated with University HEMIS to UGC HEMIS system including with provision of online data reporting automatically							(Y)
Has Campus completed their recent academic data entry and generating executive reports through HEMIS system and campus HEMIS based online data reporting to University and UGC HEMIS							(Y)
Has Campus their HEMIS login credential (Superadmin, Normal username, password etc)							(Y)
Has Campus successfully prepared and published HEMIS report based on their HEMIS reporting module and kept in website							(Y)
Has campus taken their official Website Domain, HEMIS Sub domain and Campus HEMIS hosted from Nepal Government Integrated Data Management Center (IDMC) Singhadarbar:							(Y)
Does data on EMIS system at college matches with data at UGC HEMIS campus factsheet pushed through API (check validation from remote access tools like anydesk, ultraview etc)							(Y)
Necessary System and Documents Check List:					Attached (Y/N)		
1. Cover Letter for Requesting Grants					(Y)		
2. Campus Published HEMIS Report Digital Copy in Website and send to UGC email					(Y)		
3. Data reporting to University and UGC HEMIS.					(Y)		
Prepared By:.....				Verified and Approved By:			
IT/EMIS Staff				Campus Chief			
Name: Nirmal Sapkota				Name: Tikaram Bhattara			
Position: Assistant Administrator				Position: Campus Chief			
Email: sapkotanirmal85@gmail.com				Email: trbhattara@sir@gmail.com			
Mobile No.: 9865173150				Mobile No.: 9855044414			
Signature: 				Signature: 			




Tikaram Bhattara
Campus Chief

Report on Higher Education 2082/083 B.S (2025/026 A.D.)

Gauri Shankar Campus

Nijgadh, Bara, Nepal

**HIGHER EDUCATION MANAGEMENT
INFORMATION SYSTEM**



Submitted to: UNIVERSITY GRANTS COMMISSION (UGC)

Sanothimi, Bhaktapur

<https://ugcnepal.edu.np>


Karam Bhattara
Campus Chief

ACKNOWLEDGEMENT

We would like to express our sincere gratitude to the University Grants Commission (UGC), Nepal, for providing this valuable project grant aimed at enhancing higher education through digitization. The opportunity to prepare and submit this HEMIS (Higher Education Management Information System) Report through the integrated UGC system has significantly strengthened our institutional capacity for data management and transparency.

We are thankful to all faculty members, administrative staff, and the HEMIS technical team of Gauri Shankar Campus, Nijgadh, Bara for their dedication and cooperation throughout the reporting process. Their collective efforts ensured the timely and accurate completion of the report.

We also extend our appreciation to the campus management committee and all stakeholders for their continued encouragement and involvement. Special thanks to the UGC technical support team for their timely assistance and guidance during the integration process.

This initiative has played a vital role in our journey toward digital transformation and educational excellence, and we remain committed to aligning with the vision and standards set forth by UGC.



Karam Bhattara
Campus Chief

EXECUTIVE SUMMARY

This report has been prepared by Gauri Shankar Campus, Nijgadh, Bara, as part of our ongoing efforts to connect our campus information system with the University Grants Commission (UGC)'s HEMIS (Higher Education Management Information System). With the support of a special grant from UGC, this project is focused on promoting the digitization of higher education institutions across Nepal, making data management more efficient, transparent, and useful for future planning.

At this stage, we are working to align our institutional data such as details about faculty, student enrollment, infrastructure, and academic programs with the format and requirements of the UGC HEMIS system. This report serves as a foundation for that integration. It includes updated information on our teaching staff, student enrollment trends over the past five years, and other key institutional data.

The goal of this integration is to make our campus more data-driven, accountable, and better prepared to plan and grow based on real information. We believe that this step will not only improve how we function internally but also help us contribute meaningfully to the broader national education system.

We are thankful to UGC for providing the grant and continuous support throughout this process. We also appreciate the efforts of our faculty, staff, and everyone involved in compiling and preparing this report. We look forward to fully integrating with the UGC HEMIS system in the near future and making the most of this opportunity for growth and transformation.



Ikaram Bhattara
Campus Chief

ABBREVIATION

CDN	Content Delivery Network
DERs	Digital Educational Resources
DNF	Digital Nepal Framework
DaaS	Device as a Service
HEMIS	Higher Educational Management Information System
GoN	Government of Nepal
HEIs	Higher Educational Institutions
HEMIS	Higher Education Management Information System
ICT	Information and Communication Technology
IoT	Internet of Things
M&E	Monitoring and Evaluation
MOEST	Ministry of Education, Science and Technology
MOHP	Ministry of Health and Population
MP	Master Plan
NEHEP	Nurturing Excellence in Higher Education Program
NHEP	National Higher Education Program
OER	Open Education Resources
RA	Result Areas
SDGs	Sustainable Development Goals
SOPG	Standards, Operational Policies and Guidelines
SaaS	Software as a Service
TU	Tribhuvan University
UGC	University Grants Commission
VLE	Virtual Learning Environment
VR	Virtual Reality




Ikram Bhattara
Campus Chief

Contents

List of Table	
List of Figure	
Section 1: Introduction	1
1. Institutional Information	2
1.1. About Reports	2
Section 2: Campus level, Program, Faculty	3
2. Academic Programs	4
Section 3: Student Enrolment	5
3. Student Enrolment	6
3.1. Student Enrollment/Registration Detail	6
3.2. Total number of students by faculty, level, program, and gender	6
3.3. Total students by faculty, level, program, and ethnicity	7
3.4. Total number of students by program and gender	8
3.5. Total students by program, ethnicity, and gender	8
3.6. Number of students by faculty and gender	9
3.7. Students by level and Gender	10
3.8. District-wise Enrollment	10
3.9. Students by province, ethnicity, and gender	11
Section 4: Pass Rate	13
4. Student appeared in the exam and passed rate	14
Section 5: Graduate and Dropout Information	15
5. Student's graduation and dropout information	16
5.1. Number of graduated students by gender	16
5.2. Number of graduated students by ethnicity	16
5.3. Dropout	17
5.4. Number of students drop out by faculty and level	17
5.5. Number of dropout students by ethnicity	17
Section 6: Gender Parity Index (GPI)	19
6. Gender Parity Index	20
6.1 Overall GPI in Enrollment Record	20
Section 7: Public Financing	21




Karam Bhattara
Campus Chief

7.1	Income Year 2080/81.....	22
7.2	Income Year 2081/082.....	23
Section 8: Teachers and Staff.....		24
8.1	Teaching and Non-Teaching Staff.....	25
8.1.1	Teaching Staff.....	25
8.1.2	Total number of teachers by ethnicity and gender.....	25
8.1.3	Total number of teachers and Staff by position, job type and gender.....	26
8.1.4	Teaching staff according to their qualification.....	26
8.1.5	Summary of the teachers by their teaching faculty in the collage.....	26
8.1.6	Summary of teachers according to their position.....	27
8.1.7	Teachers by Departments.....	27
8.2.1	Non-teaching Staff.....	27
8.2.1	Non-teaching staff according to their position.....	27
8.2.2	Non-teaching staff by Section.....	28
8.2.3	Total number of non-teaching staff by ethnicity and gender.....	28
8.2.4	Total no. of non-teaching staff by position, job type, and gender.....	29
Section 9: Student-Teacher Ratios.....		30
9.	About Student-Teacher Ratios.....	31
9.1	Student-Teacher Ratios on Campus.....	31
Section 10: Recent Trends (Enrollment, Graduates, Pass Rates, and Financing).....		32
10.1	Student Enrollment Trends.....	33
10.2	Student Graduates Trends.....	34
Section 11: Annex Summary.....		35
11.1	Enrollment by Level, Faculty, Program, Gender and caste ethnicity.....	36
11.2	Students Enrollment by Region.....	37
HEMIS Fact Sheet.....		38
Progress Report Checklist.....		40
Vendor Declaration.....		41



(Signature)
Karam Bhattara
 Campus Chief

List of Table

Table 1: Level, Faculty and Programs	4
Table 2: Total number of students by Faculty and gender	7
Table 3: Total number of students by Faculty and ethnicity	7
Table 4: Total number of students by Program, ethnicity, and gender	9
Table 5: Total number of students by District, ethnicity, and gender	11
Table 6: Students by province, ethnicity and gender	11
Table 7: Students' pass rate by program	Error! Bookmark not defined.
Table 8: Number of graduated students by Gender	Error! Bookmark not defined.
Table 9: Total number of graduated Students by Faculty, program, gender and Caste Ethnicity	Error! Bookmark not defined.
Bookmark not defined.	
Table 10: No. of dropout student in different program by gender	17
Table 11: No. of dropout student in different program by ethnicity	18
Table 12: GPI index of campus by program and level	Error! Bookmark not defined.
Table 13: Total No. of teacher by ethnicity and gender	Error! Bookmark not defined.
Table 14: Total No. of teaching staff by position, job type and gender	Error! Bookmark not defined.
Table 15: Teaching staff according to their qualification	Error! Bookmark not defined.
Table 16: Teachers by teaching faculty in the campus	Error! Bookmark not defined.
Table 17: Teachers according to their position	Error! Bookmark not defined.
Table 18: Teachers by department	Error! Bookmark not defined.
Table 19: Non-teaching staff according to their position	18
Table 20: Non-teaching staff by section	Error! Bookmark not defined.
Table 21: Total No. of Non-teaching staff by ethnicity and gender	29
Table 22: Total No. of Non-teaching staff by position, job type and gender	29
Table 23: Student-Teacher ratios in the campus	31
Table 24: Enrollment by level, faculty, program, gender and ethnicity	36
Table 25: Student enrollment by region	37




Karam Bhattara
Campus Chief

List of Figure

Figure 1: Students enrollment details	4
Figure 2: Total number of students by Program and Gender	6
Figure 3: Total number of students by faculty	8
Figure 4: Total number of students by level and gender	9
Figure 5: Student Enrollment Trends since 2078/079 - 2082/083	20
Figure 6: Income Year 2080/081	Error! Bookmark not defined.
Figure 7: Income Year 2081/082	23
Figure 8: Student enrollment trend since 2078/79 - 2082/083	33
Figure 9: Student graduation trend since 2078/79 - 2082/083	34




Karam Bhattara
Campus Chief

EXECUTIVE SUMMARY

This is a brief description prepared by the college to be submitted to the University Grants Commission, Sanothimi, Bhaktapur.


This report has been prepared by Gauri Shankar Campus, Nijgadh, Bara, as part of our ongoing efforts to connect our campus information system with the University Grants Commission (UGC)'s HEMIS (Higher Education Management Information System). With the support of a special grant from UGC, this project is focused on promoting the digitization of higher education institutions across Nepal, making data management more efficient, transparent, and useful for future planning.

At this stage, we are working to align our institutional data such as details about faculty, student enrollment, infrastructure, and academic programs with the format and requirements of the UGC HEMIS system. This report serves as a foundation for that integration. It includes updated information on our teaching staff, student enrollment trends over the past five years, and other key institutional data.

The goal of this integration is to make our campus more data-driven, accountable, and better prepared to plan and grow based on real information. We believe that this step will not only improve how we function internally but also help us contribute meaningfully to the broader national education system.


We are thankful to UGC for providing the grant and continuous support throughout this process. We also appreciate the efforts of our faculty, staff, and everyone involved in compiling and preparing this report. We look forward to fully integrating with the UGC HEMIS system in the near future and making the most of this opportunity for growth and transformation.




Karam Bhattara
Campus Chief

Section 1: Introduction




Karam Bhattara
Campus Chief

1. Institutional Information

Campus Name: Gauri Shankar Campus
Address: Nijgadh Municipality-9 Bara
Contact No.: 9779767421020, 9851402400
Email: info@gsc.edu.np,
Website/ URL: https://gsc.edu.np/
Chair person: Ek Bahadur Shrestha
Contact Person: Tikaram Bhattarai
Post: Campus chief
Est. Date: 2063
Affiliation: Tribhuvan University
Level: Bachelor
Program: Bachelor in Education, Bachelor in BBS
Subjects: Education, Business Studies

Gauri Shankar Campus, established in 2063 B.S., is located in Nijgadh Municipality-9, Nijgadh, Bara District, Nepal. Affiliated with Tribhuvan University, the campus offers Bachelor's level programs in Education and Business Studies. The academic programs include Bachelor in Education (B.Ed.) and Bachelor in Business Studies (BBS).


The campus is chaired by Ek Bahadur Shrestha, Tikaram Bhattarai serving as the Campus Chief. For more information, the campus can be contacted at +977 053-540414 or 9855044414, via email at info@gsc.edu.np, or through their website www.gsc.edu.np.

1.1. About Reports

This Completion Report is prepared after successfully completing the project for the "Establishment and Implementation of web-based Higher Education Management Information System (HEMIS) Software under the UGC directives for Digitalization of higher education as per the notice of the Guideline of UGC. The UGC has set a goal to establish and implement a centralized, integrated, comprehensive, web-based Higher Education Management Information System (HEMIS) at campuses to be integrated with the HEMIS established in the University Grants Commission (UGC) via the University. The system's architecture is envisioned to centralize and streamline data from affiliated campuses, enabling UGC to determine and allocate grants more efficiently.


The HEMIS Software is a user-friendly, multithreading, multiuser, comprehensive, dynamic, scalable, visually appealing, interoperable, and secure web-based software application under the latest platform as suggested in the guidelines by the UGC. After inputting the data of the concerned sectors of higher education, like students' enrollment, Teaching staff, Non-teaching staff, upgrades, and graduation by academic year by gender, faculty, level, and so on, to manage digital records and carry out informed decisions with the help of this system.




Tikaram Bhattarai
Campus Chief

Section 2: Campus level, Program, Faculty




Karam Bhattara
Campus Chief

2. Academic Programs

Gaurishankar Campus currently offers two main academic programs that cater to the interests and career goals of students. These are the **Bachelor in Education (B.Ed.)** and the **Bachelor in Business Studies (BBS)** and **Bachelor in Arts(B.A)**. Both programs are designed to provide theoretical knowledge as well as practical skills in their respective fields.

The figure below shows the levels, faculties, and programs offered on the campus. Currently, three faculties are in operation: Bachelor's in Business Studies and Bachelor's in Education and Bachelor in Arts. The system also includes an option to add new faculties in the future.

Table 1: Level, Faculty and Programs


S.No.	Level	Faculty	Program ID	Programs
1	Bachelor	Humanities & Social Science	35	Bachelor in Arts
2	Bachelor	Management	33	Bachelor in Business Studies
3	Bachelor	Education	37	Bachelor in Education



Karam Bhattara
Campus Chief

Section 3: Student Enrolment




Vikram Bhattara
Campus Chief

3. Student Enrolment

In the Gaurishankar Campus, there are total of 494 students are enrolled. The details reports of the student enrollments has been showing in the subtopics of the reports.

3.1. Student Enrollment/Registration Detail

Student Enrollment/Registration Detail Report By F.Y/Batch: Name (Full), Roll No, District, Local Level, ethnicity, Gender, Age, Batch Year, Faculty, Level, and Program, and many more details are presented in various reports etc.

The detail information of each student will be recorded in the enrollment. The part of the key information of the system is presented below for instance.

S No	Full Name	Gender	Admission	Roll No	Program	Year/Semester	Action
3	KUSUM NAUT	female	2079	44	BBS	Third Year	1
4	SAJAL KUMARI DAHAL	female	2079	47	BBS	Third Year	1
5	INDRA MAAYA ALE	female	2079	48	BBS	Third Year	1
6	ABISH MAHAT	male	2079	49	BBS	Third Year	1
7	ANISHA GHRESTHA	female	2079	50	BBS	Third Year	1
8	ASHIKA RAUT	female	2079	51	BBS	Third Year	1
9	SUNIL KUMAR LO	male	2079	52	BBS	Third Year	1
10	BUDHA DHAMI	female	2079	53	BBS	Third Year	1
11	SUPRIYA GHIMIRE	female	2079	55	BBS	Third Year	1
12	RAM KUMAR KUMAR	male	2079	54	BBS	Third Year	1
13	CHANDA KUMARI CHAUDHARY	female	2079	56	BBS	Third Year	1

Figure 1: Students enrollment details

The HEMIS system provides an opportunity to input data for the actual enrollment of students at the campus. The table above displays key information of enrolled student such as Full Name, Gender, Ethnicity, Date of Birth, Batch Year, Semester/Year, Roll Number, University Registration Number, Phone Number, Level, Faculty, Program, and more. The various data of enrolled students is presented in various type of report as suggested in the reporting guideline.

3.2. Total number of students by faculty, level, program, and gender

In total, Gaurishankar Campus serves **494 students**, with a significant female majority, reflecting the campus's inclusive approach to higher education.

Under the **Faculty of Management**, the campus runs the **Bachelor in Business Studies (BBS)**, program. This program has a total enrollment of **381 students**, comprising **158 male** and **223 female** students. It aims to provide foundational and applied knowledge in business and management practices.

The **Faculty of Education** offers the **Bachelor in Education (B.Ed.)** and **Bachelor in Business Studies (BBS)** program, which is the most populated program on campus. A total of **113 students** are enrolled, including **20 male** and **93 female** students.





Karam Bhattara
Campus Chief

Table 2. Total number of students by Faculty and gender

S.No.	Program Name	Level	Faculty	Gender				
				Male	Female	others	GPI	Total
1	Bachelor in Business Studies	Bachelor	Management	137	191	0	1.39	328
2	Bachelor in Education	Bachelor	Education	17	60	0	3.53	77
Grand Total				154	251	0	1.63	405

- In *Bachelor in Business Studies*, there are **154 males**, **251 females**, and a **GPI of 1.63**, indicating that there are more females than males.
- In *Bachelor in Education*, there are **17 males**, **60 females**, and a **GPI of 3.53**, indicating even higher female representation.
- In *Bachelors in Business Studies*, there are **137 males**, **191 females**, and a **GPI of 1.39**, indicating that there are more females than males.

3.3. Total students by faculty, level, program, and ethnicity

The data covers two Bachelor's programs, totaling **405 students** from 8 recorded ethnic categories. The largest group is **Brahman (139 students, 34.3%)**, followed by **Janajati (113 students, 27.9%)**. The third largest is **Chhetri (69 students, 17.0%)**, and the fourth is **Madhesi (50 students, 12.3%)**.

The remaining groups individually make up a very small portion of the total: **Dalit (25 students, 6.2%)**, **Others (6 students, 1.5%)**, **Muslim (2 students, 0.5%)**, and **Tharu (1 student, 0.2%)**. Looking at the programs separately, the ethnic distribution in the larger Bachelor in Business Studies program closely mirrors this overall pattern. The smaller Bachelor in Education program shows a somewhat more concentrated distribution, primarily among Brahman, Janajati, Chhetri, and Madhesi students.


Table 3. Total number of students by Faculty and ethnicity

S.No.	Program Name	Level	Faculty	Gender					Ethnicity								
				Male	Female	others	GPI	Total	Brahman	Dalit	Muslim	Tharu	Janajati	Chhetri	Madhesi	Others	Total
1	Bachelor in Business Studies	Bachelor	Management	137	191	0	1.39	328	117	19	2	0	89	6	37	58	328
2	Bachelor in Education	Bachelor	Education	17	60	0	3.53	77	22	6	0	1	24	0	19	11	77
Grand Total				154	251	0	1.63	405	139	25	2	1	113	6	69	50	405

3.4. Total number of students by program and gender

A total of 405 students are enrolled across two programs: BBS and BED under the Faculty of Management and B.Ed under the Faculty of Education. The given table presents enrollment data :




Karam Bhattara:
Campus Chief

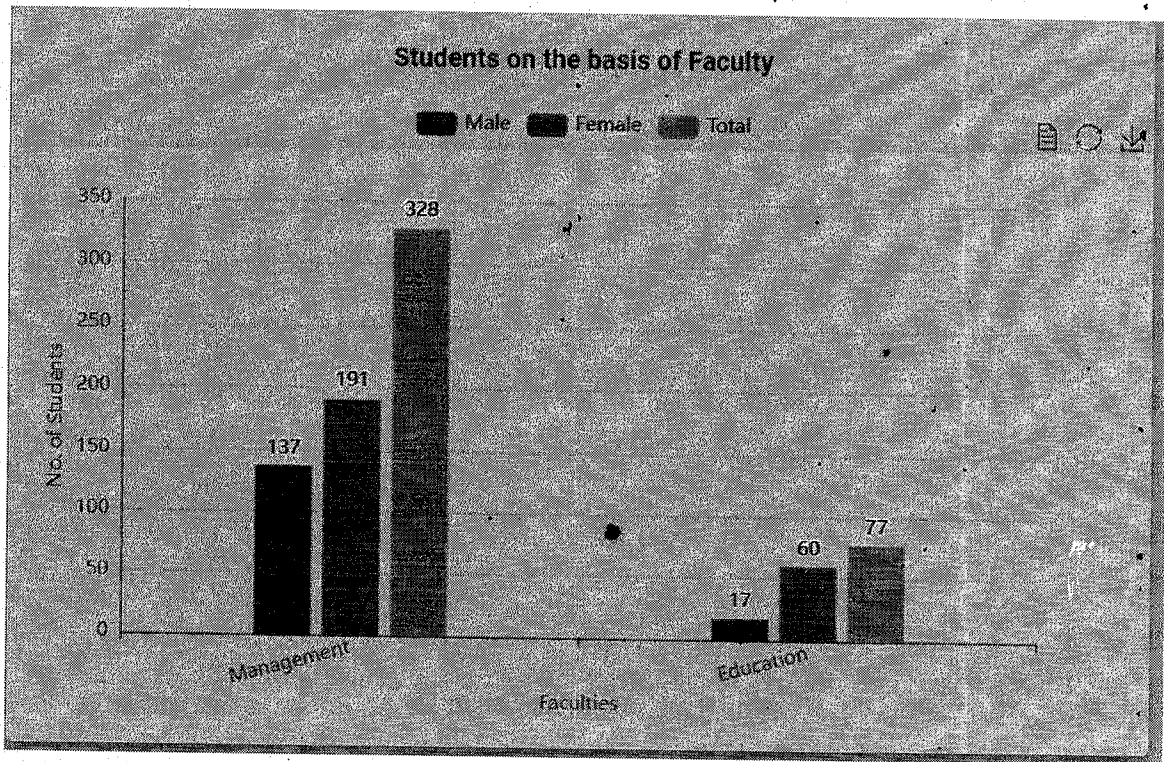


Figure 2: Total number of students by Program and Gender

The chart illustrates the number of students in the Management and Education faculties, divided by gender. The Faculty of Management is significantly larger, with a total of 328 students, comprising 137 males and a strong majority of 191 females. In contrast, the Faculty of Education has only 77 students, but shows an even more pronounced gender gap, with 60 females far outnumbering just 17 males. This highlights not only that Management is the dominant faculty, but also that female students form the substantial majority in both academic areas, a trend that is particularly extreme in Education.

3.5. Total students by program, ethnicity, and gender

Gaurishankar Campus has a total of 494 students enrolled across two programs: **Management and Education**. Among them, 178 are male and 316 are female, with no students identifying as other genders.

The student body reflects a diverse ethnic composition. The Bhramin represent the largest group with 174 students, followed by Janajati (138), Chhetri(81), Madhesi 62 Tharu (1), Dalit (29). The data highlights a notable gender imbalance and ethnic diversity across both programs.

Table 4. Total number of students by Program, ethnicity, and gender



(Signature)
Karam Bhattara
 Campus Chief

Student Summary

Program	Gender				EDG	Caste Ethnicity						
	Male	Female	Other	Total		Brahman	Chhetri	Madhesi	Dalit	Tharu	Janajati	Others
Bachelor in Business Studies	158	223	0	381	0	139	65	43	23	0	102	0
Bachelor in Education	20	93	0	113	0	35	16	19	6	1	36	0

The data shows a total of **494 students**, with the Bachelor in Business Studies (BBS) program being much larger than the Bachelor in Education (B.Ed) program. BBS has **381 students**, while B.Ed has **113 students**.


In terms of gender, **female students are the clear majority** in both programs. Overall, there are 316 females compared to 178 males, and no students are recorded in the "Other" gender category. The gender gap is particularly wide in Education, where 93 out of 113 students are female, compared to 223 out of 381 in Business Studies.

Looking at the "Caste Ethnicity" breakdown, **Brahman and Janajati are the two largest groups**, but their distribution differs by program. In BBS, Brahman students form the largest single group with 139, followed by Janajati with 102. In B.Ed, Janajati students are the largest group with 36, closely followed by Brahman with 35. Other significant groups include Chhetri, Madhesi, and Dalit. The **Tharu** population is the smallest recorded, with no students in BBS and only 1 student in B.Ed. The "EDG" (presumably Economically Disadvantaged Group) and "Others" ethnicity columns show zero students across both programs.

3.6. Number of students by faculty and gender

The chart visualizes student enrollment across the two faculties, Management and Education, split by gender. The Faculty of Management is significantly larger, with 328 students in total. Within Management, female students outnumber male students, with 191 females compared to 137 males. The Faculty of Education is much smaller, with only 77 students, but shows an even more dramatic gender imbalance. Here, female students overwhelmingly dominate, with 60 females compared to just 17 males. In summary, the chart highlights two key points: Management is the dominant faculty by size, and female students are the clear majority in both faculties, a trend that is particularly extreme in Education.




Karam Bhattara
 Campus Chief

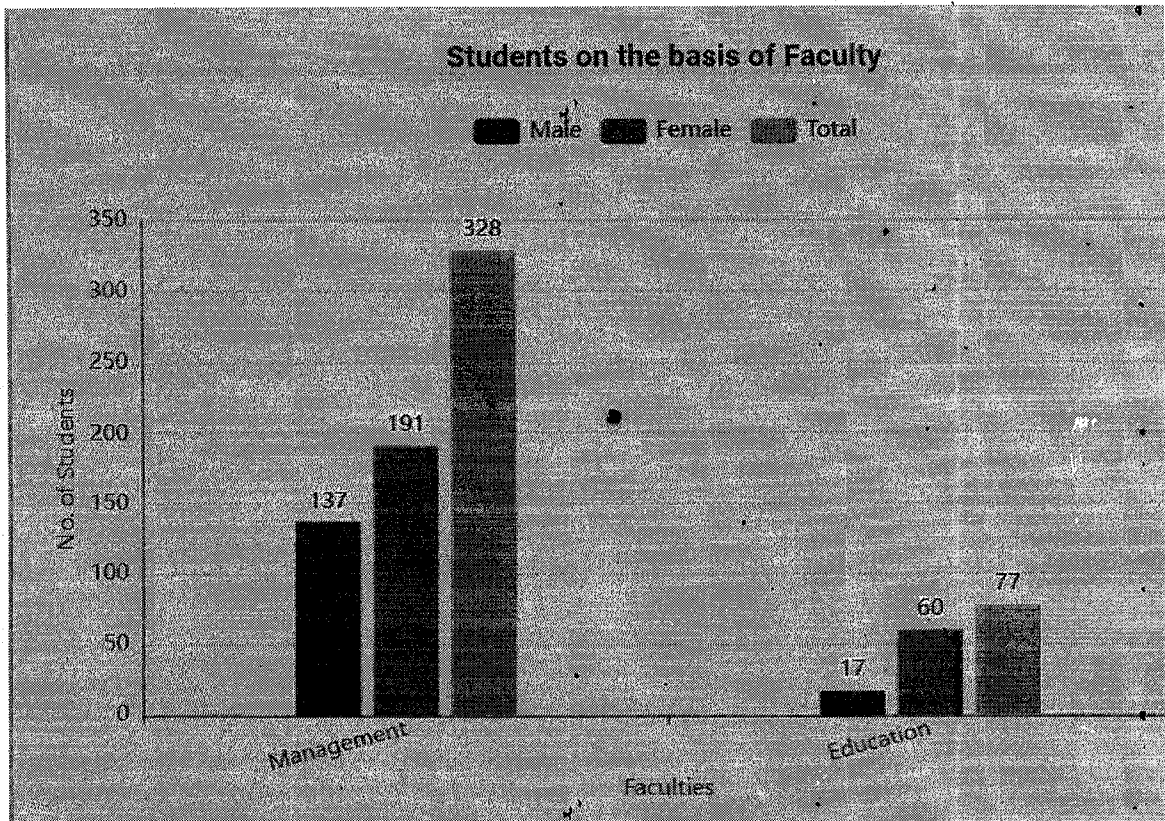



Figure 3: Total number of students by faculty

3.7. Students by level and Gender

This chart provides a snapshot of student enrollment at the **Bachelor level only**, combining both faculties (Management and Education) into one total view.

It shows that the campus has a total of **405 Bachelor-level students**, comprising **154 male students and 251 female students**. This means female students make up a significant majority of the total enrollment at this level, outnumbering male students by 97. The "Total" bar rises to 405, visually representing that the entire student body shown here is at the undergraduate level. In short, at the Bachelor level, the student population is predominantly female.




Karam Bhattara
 Campus Chief

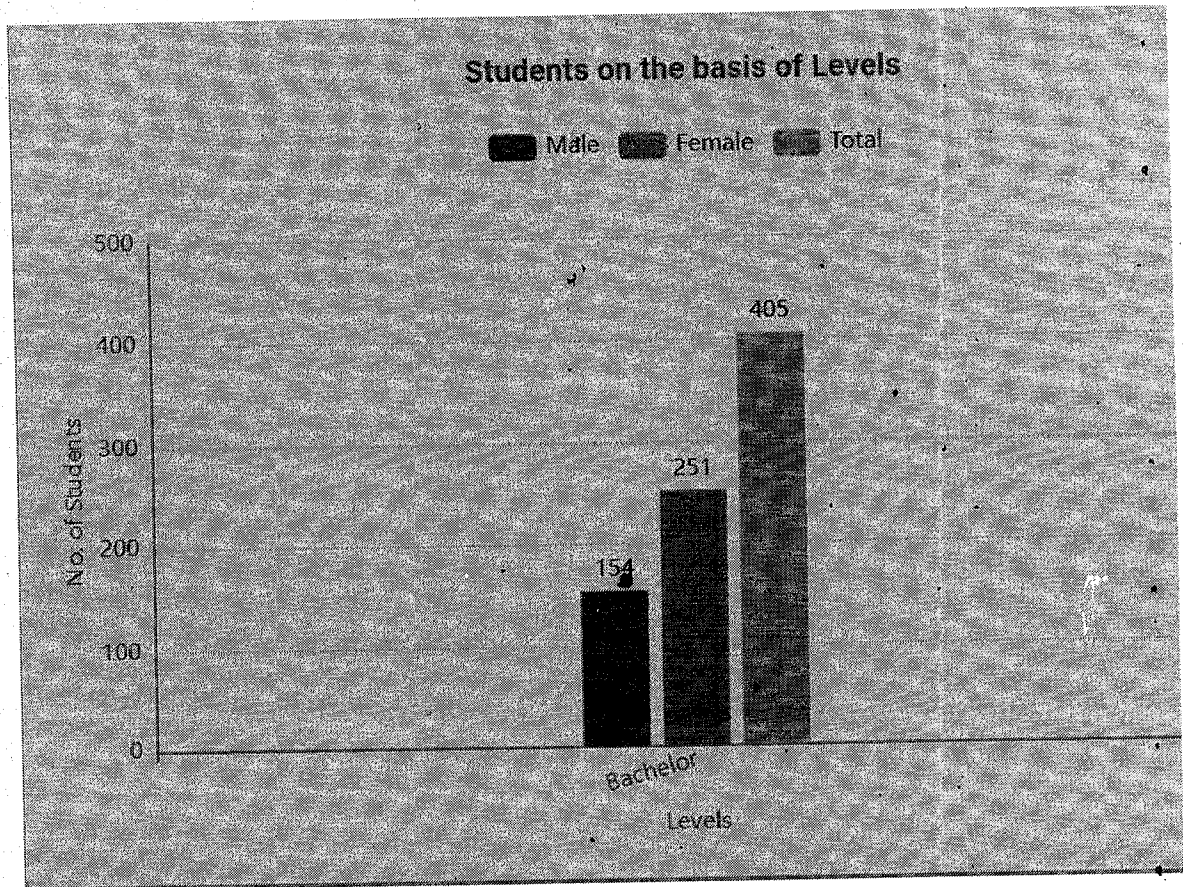


Figure 4: Total number of students by level and gender

3.8. District-wise Enrollment

This table presents a district-wise breakdown of students, including their gender, total count, and caste/ethnicity distribution. It covers 9 districts, with Bara district having the overwhelming majority of the recorded students.

1. District Distribution:

Bara district dominates heavily with 297 recorded students (172 Male + presumably 125 Female based on the total, though the table shows the Female row separately). The remaining districts—Dhaiding, Kavrepalanchok, Makwanpur, Nawalparasi, Rautahat, Sarlahi, Sindhuli, and Siraha—have very small representations, mostly in single digits. This means the campus draws its students almost entirely from Bara, with only a handful from other districts.



(Signature)
 Karam Bhattara
 Campus Chief

2. Gender:

The table splits entries into Male and Female rows per district. Bara has both male and female entries, while some districts like Kavrepalanchok, Makwanpur, and Nawalparasi show only male students, and others like Rautahat, Sarlahi, Sindhuli, and Siraha show only female students in this particular slice of data.

3. Caste/Ethnicity:

Among the ethnic groups, Brahman appears to have the highest representation, followed by Chhetri, Janajati, Madhesi, and Dalit. The categories of Muslim, Tharu, and Others have minimal or zero representation. However, there are data entry errors (such as "0.5" appearing under Dalit for Kavrepalanchok, Sindhuli, and Siraha), which suggests the table may have formatting or calculation issues that need correction.

Summary:


The campus primarily serves students from Bara district, with minimal representation from eight other districts. The student body across these districts is predominantly from Brahman, Chhetri, and Janajati ethnic backgrounds, though the data contains some apparent errors that make precise interpretation difficult.

Table 5: Total number of students by District, ethnicity, and gender

S.No.	District	Gender				Total	ED	Caste/Ethnicity							
		Male	Female	Other				Brahman	Chhetri	Madhesi	Dalit	Muslim	Tharu	Janajati	Others
1	Bara	172	297	0	469	0	165	78	0	0	22	0	0	132	0
2	Dhading	0	1	0	1	0	0	0	0	0	0	0	0	0	0
3	Kavrepalanchok	0	1	0	1	0	0	0	0	0	0	0	0	0	0
4	Makwanpur	0	0	0	0	0	0	0	0	0	0	0	0	0	0
5	Nawalparasi	0	0	0	0	0	0	0	0	0	0	0	0	0	0
6	Rautahat	0	0	0	0	0	0	0	0	0	0	0	0	0	0
7	Sarlahi	0	0	0	0	0	0	0	0	0	0	0	0	0	0
8	Sindhuli	0	0	0	0	0	0	0	0	0	0	0	0	0	0
9	Siraha	0	0	0	0	0	0	0	0	0	0	0	0	0	0

3.9. Students by province, ethnicity, and gender

The table shows the provincial distribution of students across three Bachelor-level programs, with a grand total of 405 students. The vast majority of students come from just two provinces: **Madhesh Province (399 students)** and **Karnali Province (325 students, all in one program)**, though this appears inconsistent with the grand total. Looking at individual programs, the Bachelor in Arts program has 328 students, all concentrated entirely in Karnali Province. The Bachelor in Business Studies program has 325 students, almost all from Madhesh Province, with only 3 from Bagmati. The Bachelor in Education program has 77 students, with 74 from Madhesh, 2 from Bagmati, and 1 from Gandaki remaining provinces—Koshi, Lumbini, and



Karam Bhattara
Campus Chief

Sudurpashchim—have zero students across all programs. In summary, the student body is highly concentrated in Madhesh and Karnali provinces, with negligible representation from other parts of the country.

Table 6. Students by province, ethnicity and gender

S.No.	Program	Koshi	Madhesh	Bagmati	Gandaki	Lumbini	Karnali	Sudurpashchim	Total
1	Bachelor in Arts	0	0	0	0	0	0	0	0
2	Bachelor in Business Studies	0	325	3	0	0	0	0	328
3	Bachelor in Education	0	74	2	1	0	0	0	77
Grand Total		0	399	5	1	0	0	0	405



(Signature)
ikaram Bhattara
 Campus Chief

Section 5: Gender Parity Index (GPI)



Karam Bhattara
Campus Chief

5. Gender Parity Index

The **Gender Parity Index (GPI)** is a statistical measure used to assess the relative access and participation of males and females in a particular educational context. Typically, it is expressed as a ratio:

The Formula for GPI is as below:

$$\text{GPI} = \frac{\text{Number of females enrolled or attaining a certain level}}{\text{Number of males enrolled or attaining that same level}}$$

A GPI value close to 1.0 indicates parity between genders, whereas values below or above 1.0 suggest disparities:

GPI helps in understanding whether policies are successfully addressing gender imbalances. Data-driven insights from GPI can guide targeted interventions, such as scholarships, support programs, and outreach efforts. Educational authorities use GPI to monitor progress towards gender equality goals and to set benchmarks for improvements.

The GPI index by program, level, and faculty is shown in the table below.

6.1 Overall GPI in Enrollment Record


The GPI of the campus by program is presented in the table below.

Table 12. GPI index of the campus by program and Level

S.No.	Level	Gender				GPI	Total
		Male	Female	Other			
1	Bachelor	154	251	0	1.63	405	
	Grand Total	154	251	0	1.63	405	


The table presents a gender-wise summary of students at the Bachelor level, showing a total enrollment of 405 students. Out of this total, there are 154 male students and 251 female students, with no students recorded in the "Other" gender category. This means female students make up a clear majority, outnumbering male students by 97. The Gender Parity Index (GPI) is recorded as 1.63, which is calculated by dividing the number of female students by the number of male students (251/154). A GPI value above 1 indicates that there are more female students than male students, and a GPI of 1.63 reflects a significant gender imbalance in favor of female enrollment at the Bachelor level.




Karam Bhattara
Campus Chief

Section 7: Teachers and Staff




Karam Bhattara
Campus Chief

8.1 Teaching and Non-Teaching Staff

Gaurishankar Campus has a total of 27 staff, including teaching and Non-teaching staff. The Non-teaching staff is categorized by Technical staff and Administrative staff. The report shows the staff record from different perspectives of the reporting as Gender, Qualification, Ethnicity, joining type, Post, Categories, and etc.

8.1.1 Teaching Staff

All the teaching staffs' detail of our campus is presented in the table below. The teaching members' details are summarized by the post, joining type, and gender.

8.1.2 Total number of teachers by ethnicity and gender

The table provides a summary of the teaching staff categorized by post, employment type, and gender, with all 27 staff members holding the position of Lecturer. Overall, the workforce is overwhelmingly male, with 24 male staff compared to only 3 female staff across all categories, and no employees recorded in the "Others" gender category. By employment type, the permanent staff comprises 9 male lecturers and no female lecturers. The temporary category has a total of 9 staff, consisting of 8 males and just 1 female, representing a slightly more balanced but still heavily male-skewed arrangement. There is only 1 contract staff member, who is male. The part-time category has the highest female representation, with a total of 8 staff including 6 males and 2 females. In summary, the teaching staff is predominantly male across all employment categories, with women making up a very small fraction of the total lecturers, mostly concentrated in part-time roles.

Table 13. Total no of Teachers by ethnicity and gender .

POST	PERMANENT				TEMPORARY				CONTRACT				PART-TIME				GRAND TOTAL
	Male	Female	Others	Total	Male	Female	Others	Total	Male	Female	Others	Total	Male	Female	Others	Total	
Lecturer	9	0	0	9	8	1	0	9	1	0	0	1	6	2	0	8	27
Total	9	0	0	9	8	1	0	9	1	0	0	1	6	2	0	8	27

8.1.3 Total number of teachers and Staff by position, job type and gender

The table provides a summary of the teaching staff categorized by post, employment type, and gender, with all 27 staff members holding the position of Lecturer. Overall, the workforce is



Karam Bhattara
Campus Chief

overwhelmingly male, with 24 male staff compared to only 3 female staff across all categories, and no employees recorded in the "Others" gender category. By employment type, the permanent staff comprises 9 male lecturers and no female lecturers. The temporary category has a total of 9 staff, consisting of 8 males and just 1 female, representing a slightly more balanced but still heavily male-skewed arrangement. There is only 1 contract staff member, who is male. The part-time category has the highest female representation, with a total of 8 staff including 6 males and 2 females. In summary, the teaching staff is predominantly male across all employment categories, with women making up a very small fraction of the total lecturers, mostly concentrated in part-time roles.

Table 14: Total number of teaching staff by position, job type and gender

POST	PERMANENT				TEMPORARY				CONTRACT				PART TIME			GRAND TOTAL	
	Male	Female	Others	Total	Male	Female	Others	Total	Male	Female	Others	Total	Male	Female	Others		Total
Lecturer	9	0	0	9	8	1	0	9	1	0	0	1	6	2	0	0	8
Total	9	0	0	9	8	1	0	9	1	0	0	1	6	2	0	0	8



[Signature]
Karam Bhattara
 Campus Chief

Section 9: Student-Teacher Ratios



Karam Bhattara
Campus Chief

9 About Student-Teacher Ratios

The **student-teacher ratio** is a metric used to measure the number of students assigned to each teacher in a college. It gives an idea of the average class size and how much individual attention a student might receive. Lower ratios usually indicate smaller class sizes, allowing for more personalized instruction and Higher ratios might suggest crowded classrooms, which can impact learning quality. The standard formula of the student-teacher ratio is as below:

$$\text{Student-Teacher Ratio} = \frac{\text{Number of Students}}{\text{Number of Teachers}}$$

The Student-teacher ratio is a key indicator that reflects the level of attention and support students may receive in an educational setting.

9.1 Student-Teacher Ratios on Campus

Out of 13 listed faculties, only two actually have students and active STR calculations. The **Management faculty** has 328 students and 11 teachers, giving it the highest STR of **29.82**—meaning each teacher handles roughly 30 students. The **Education faculty** (listed twice but effectively one active entry) has 77 students and 9 teachers, resulting in a much lower STR of **8.56**. The remaining faculties show an STR of either 0.00 or 100.00, indicating they either have teachers but no students, or no teachers and no students enrolled yet. Overall, the campus-wide STR is **8.62**, calculated from 405 total students and 47 total teaching staff.

Table 23: Student-Teacher Ratios in the Campus

S.No.	Faculty	Gender			Total	Total Students	STR (Student / Teacher)
		Male	Female	Others			
1	Humanities & Social Science	6	1	0	7	0	0.00
2	Management	11	0	0	11	328	29.82
3	Science and Technology	0	0	0	0	0	0.00
4	Education	7	2	0	9	77	8.56
5	Agriculture Science	0	0	0	0	0	0.00
6	Education	7	2	0	9	0	0.00
7	Engineering	0	0	0	0	0	0.00
8	Humanities and Social Sciences	0	0	0	0	0	0.00
9	Law	0	0	0	0	0	0.00
10	Management	11	0	0	11	0	0.00
11	Science and Technology	0	0	0	0	0	0.00
12	Health Sciences	0	0	0	0	0	0.00
13	Natural Resource Management	0	0	0	0	0	0.00
Grand Total		42	5	0	47	405	8.62


Sources: HEMIS 2082/083



Karam Bhattara
Karam Bhattara
Campus Chief

Section 10: Recent Trends (Enrollment, Graduates)




Karam Bhattara
Campus Chief

10.1 Student Enrollment Trends

The table shows the **total student enrollment over five academic years**, broken down by male and female students. The campus has seen steady growth overall—starting with **97 students in 2017/18** (75 male, 22 female) and reaching **110 students in 2022/23** (63 male, 47 female). While total numbers have risen, the gender composition has shifted noticeably: female enrollment has more than doubled from 22 to 47, while male enrollment has fluctuated and actually decreased from 75 to 63 over the same period. This shows a trend toward greater gender balance, with the gap between male and female students narrowing significantly over the years.

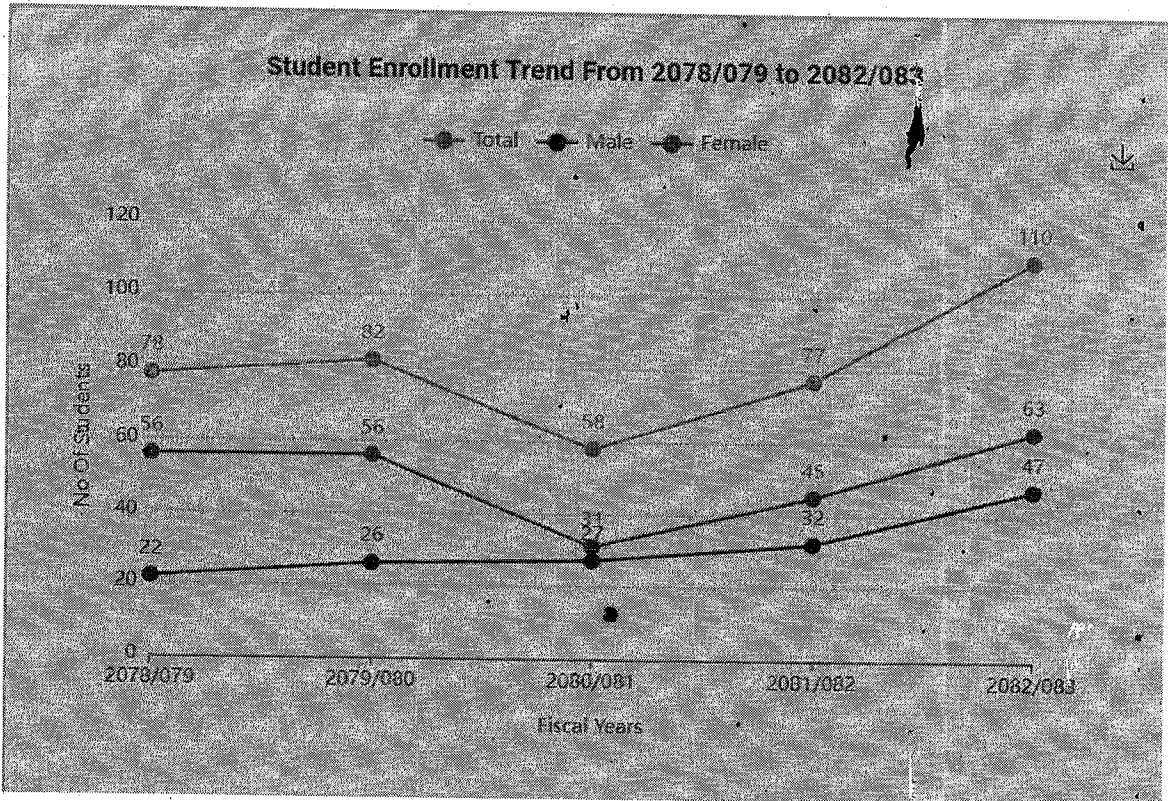



Figure 8: Student Enrollment Trends since 2078/079 - 2082/083




Karam Bhattara
Campus Chief

Vendor Declaration form for HEMIS API integration

College Name and Address: Gauri Shankar Campus Nijgadh-9, Bara, Madhesh Pradesh, Nepal

S. No.	Particular	Status (Y/N)	Remarks
1	Dynamic Website & Software Links: Has the campus established a fully functional website with links to HEMIS and other useful software? (Y/N)	Y	
2	UGC-Compliant HEMIS: Has the campus developed HEMIS as per UGC guidelines, including the required modules with compulsory fields? (Y/N)	Y	
3	Centralized & Modular Structure: Developed with integration, Scalability, and Interoperability as per UGC HEMIS guidelines? (Y/N)	Y	
4	Standardized data management: Has the campus developed HEMIS according to higher education academic regulatory frameworks? (Y/N)	Y	
5	Data Validation & Reporting: Ensured proper data field validation and complete data reporting as per UGC HEMIS guidelines (UGC EMIS Report)? (Y/N)	Y	
6	Real-Time Data Synchronization: Does the campus HEMIS have automatic real-time data synchronization with the University and UGC HEMIS? (Y/N)	Y	
7	Indicator-Based Reporting: Has the campus HEMIS developed with an executive reporting module as per UGC HEMIS guidelines, ensuring reported data matches the data in HEMIS? (Y/N)	Y	
8	campus's official domain (sub-domain) and deployed in the government Data Center database provided DoIT, IDMC, and Singhadurbar/ University Server/Government Authorize Organization? (Y/N)	Y	
Prepared By: Rokan Bahadur Basnet			
Company Name and Address: Debugsoft P. Ltd., Kupondole, Lalitpur, Nepal			
Name of Application (if any): iHEMIS			
For Company			
Name : Suresh Basnet		Email: dibugsoft@gmail.com	
Designation : Executive Director		Mobile No.: +977-9851148425	
Signature: 